

FOND DU LAC COUNTY'S 2011 COMMUNITY HEALTH ASSESSMENT KEY HEALTH DATA REPORT

Background

One of the statutory responsibilities of the Fond du Lac County Health Department is to conduct periodic assessments of our community's health. In the fall of 2010, the Health Department, with the support of the Board of Health, convened a group of community leaders to help develop, provide input and oversight to Fond du Lac County's 2011 Community Health Assessment.

The goals of a Community Health Assessment report include:

- Providing quantitative and qualitative health data to identify, prioritize, and monitor the health needs of our community
- Developing coordinated and collaborative action plans to address health priorities areas.
- Engaging community leaders to commit resources towards health improvement based on this assessment.
- Helping Fond du Lac County residents improve their health

This document highlights key health data and mirrors the format of Healthiest Wisconsin 2020. .

Of Wisconsin's 72 counties, Fond du Lac County has the 13th largest population of 101,635. 2010 U.S. census data reports the percentage of our population under 18 years is less than the State of Wisconsin (28.7% vs. 29.6%) with our population 65 and over being higher than the State of Wisconsin (14.7% versus 13.5%). Fond du Lac County residents are older, predominately white, but becoming more diverse with growing Black and Hispanic populations.

Social economic indicators

Adequate income and higher education is highly correlated with positive health outcomes.

- The median 2008 Fond du Lac County household income was 1% higher than the State of Wisconsin (\$53,499 versus \$52,103).¹⁸
- December 2010 unemployment rates are lower for Fond du Lac County than Wisconsin (6.7% versus 7.0%).¹¹
- Fond du Lac County residents living in poverty is lower than Wisconsin (8% versus 10.5%).
- One out of eight children in Fond du Lac County now lives in poverty.¹²

- Fond du Lac County High School graduation rate has improved and is higher (90% versus 89%) than the State of Wisconsin.³
- Fond du Lac County residents are less likely to have some college (58% versus 63%) than the State of Wisconsin.²

Access to high-quality health services ensure the health and economic security of Fond du Lac County residents. Health insurance coverage is linked to better access to health care services and to improved health outcomes and access to health care providers.

- The percent of people in Fond du Lac County with private health insurance decreased from 81.6% in 2008 to 76.8% in 2009.¹²
- Fond du Lac County residents with no health insurance increased from 5.2% in 2008 to 7.6% in 2009.¹²
- BadgerCare Plus enrollment grew in Fond du Lac County by almost 24% in 2009 which allowed Fond du Lac County to see a smaller increase in the number of residents with no health insurance.¹²
- From 2005 to 2008 there was a statistical increase (8% to 12%) in the overall percent of adults reporting they did not receive medical, dental or mental health care needed in the past year.⁴
- More Fond du Lac County adults report poor or fair health (15% versus 12%) than Wisconsin adults.²
- Fond du Lac County has less primary care providers (Fond du Lac County ratio is 1,074:1) than the State of Wisconsin (744:1)²

Oral Health means being free of mouth pain, tooth decay, tooth loss and other diseases that affect the mouth. Poor dental health increases the risk of developing other physical health problems. Fond du Lac County is experiencing a dental care access crisis for individuals with Medicaid/BadgerCare, especially adults.

- No Fond du Lac County dental provider accepts new patients with Medicaid coverage.⁹
- Individuals with Medicaid are much less likely to receive dental care (24% of Medicaid members received a dental service in Wisconsin State fiscal year 2009³) than other Fond du Lac County adults (68% of adult respondents reported a dental exam in the past year⁴)

Mental Health issues are also associated with physical health problems.

- Fond du Lac County's age adjusted suicide mortality rate is higher (14.8 versus 11.5) than the State of Wisconsin⁵
- Fond du Lac County is a federally designated mental health professional shortage area^{□21}

Children

- 13% of 8th, 10th and 11th grade FDL County students report considering suicide in the last year⁶
- 8% of 8th - 11th grade FDL County School students reported to have attempted suicide in the last year⁶

Adults

- Fond du Lac County adults report more (3.4 versus 3.0) poor mental health days in the last 30 days than the State of Wisconsin.²

Tobacco Use and Exposure represents the leading overall cause of death in the U.S

- 25% of Fond du Lac County women who delivered low birth weight infant in 2008 reported smoking⁵
- Fewer Fond du Lac County adults reported smoking in the last 30 days (20% versus 21%) for the State of Wisconsin.²
- Fond du Lac County's age adjusted mortality rate for lung cancer is higher (50 versus 48.2) than the State of WI⁵
- 49% of 8th, 10th and 11th grade Fond du Lac County students report that it is very/fairly easy to access tobacco products.⁶

Alcohol and other drugs consequences include motor vehicle and other injuries; fetal alcohol spectrum disorder, alcohol and drug-dependence; liver, brain, heart and other diseases; infections; family problems and both nonviolent and violent crimes.

- 65% of 8-11th grade Fond du Lac County Students report it is very/fairly easy to access alcohol.⁶
- 21% of 8th- 11th grade Fond du Lac County students report that they drank 5 or more drinks in a row in the last 30 days.⁶
- 22% of 8th- 11th grade Fond du Lac County students report they were a passenger in a vehicle when the driver drank.⁶
- 14% of 8th- 11th grade Fond du Lac County students report the non-medical use of prescription pain relievers in the past 30 days.⁶
- 27% of Fond du Lac County adults report excessive drinking in the past 30 days versus 25% for the State of Wisconsin⁶
- 15% of traffic fatalities were alcohol related¹⁰
- 307 Operating While Intoxicated (OWI) arrests occurred in 2010¹⁰

Adequate, appropriate, and safe food and nutrition is the cornerstone for preventing chronic disease and promoting good health. A key factor is access to enough healthy nutritious food to lead an active and healthy life.

- Many Fond du Lac County adults do not eat the recommended servings of fruit (40%) and vegetables (74%) a day.⁴
- Food share recipients in Fond du Lac County (monthly average) have increased from 6,886 in 2005 to 11,175 in 2009.¹¹
- Fewer Fond du Lac County residents have access to healthy foods (31% versus 59%) than the State of Wisconsin.²
- Children receiving free and reduced lunch has increase from 25% in 2006 to 31% in 2009 but remains below the State of Wisconsin (34% in 2009)²⁰

Overweight/Obesity

Children

- 26% of 8th- 11th grade FDL County School District Students are considered overweight (15% overweight, 11% obese) ⁶
- 13% of children between the ages of 2 and 4 enrolled in WIC are considered to be overweight with an additional 13 % identified as at risk for becoming overweight¹³

Adults

- More Fond du Lac County adults are obese (30% Fond du Lac County adults have a BMI > or= to 30% versus 28% for the State of Wisconsin) ²

Chronic Disease incidence and mortality is an indicator of the communities overall health. Regular access to preventive care and adoption of health lifestyles impact this indicator.

- Fond du Lac County's age adjusted mortality rate for cardiovascular disease is higher (141.6 versus 134.2) than the State of Wisconsin ⁵
- Fond du Lac County's age adjusted rate for breast cancer is higher (16.9 versus 14.0) than the State of Wisconsin. ⁵
- More Fond du Lac County adults have diabetes (7.9% versus 6.7%) than the State of Wisconsin. ⁸

Preventive Care

- 84% of adults reported a routine checkup in the last 2 years⁴
- 80% of adults reported a cholesterol test in the past 4 years⁴
- 81% of women 40+ reported a mammogram in the past 2 years⁴
- 90% of women between the ages of 18 and 65 report a pap smear within the past 3 years⁴

Communicable Disease Prevention and Control protects both individuals and the entire population. Effective immunization drastically reduces once common communicable diseases. Prompt identification and control of communicable disease reduce illness and premature deaths, health costs and absenteeism.

Vaccine preventable diseases

- 71% of Fond du Lac County two year olds are current with all recommended vaccinations less than the national goal of 90% ⁷
- 49% of Fond du Lac County adults 65 + reported influenza vaccination in the past year ⁴
- Fond du Lac County's age adjusted mortality rate for influenza/pneumonia is lower (15.3 versus 18.3) than the State of Wisconsin. ⁵

Communicable Diseases

- Sexually transmitted infections are the most frequent communicable disease reported in Fond du Lac County and the State of Wisconsin (Fond du Lac County's STI rate is 229 per 100,000 versus Wisconsin's 375) ²

Injury and Violence- Injuries are the leading cause of death in Wisconsin residents 1-44 years of age.

Falls

- 53% of deaths for Fond du Lac County residents between the ages of 65 to 84 were due to a fall.⁵

Bullying

- 48% of 8th-11th grade FDL County students strongly agree/agree that harassment/bullying is a problem at school⁶
- 24% of 8th-11th grade FDL County report in the past year someone tried hurting them by hitting, punching or kicking while on school property⁶

Domestic violence

- 8% of 8th- 11th grade Fond du Lac County students report being hit, slapped or physically hurt by a partner in the last year.⁶
- 99 criminal arrest involving domestic abuse were reported in 2010¹⁰
- 226 individuals received Solution Center community services due to domestic violence with 74 women and children provided with shelter in 2010¹⁷
- Agnesian's Domestic Violence Program provided services to 470 people in 2009 - 315 were victims of abuse and 155 were domestic abuse batterers. 17% of victims self reported that alcohol and drug abuse was involved, while 37% of abusers self-reported alcohol and drug usage.¹⁹

Sexual Assault

- Fond du Lac County's sexual assault rate is higher (143 versus 81.9) than the State of Wisconsin¹⁵

Healthy growth and development Early growth and development have a profound effect on health across the life span.

- Fewer Fond du Lac County women are receiving prenatal care in their first trimester (82% in 2008 versus 88% in 2005).⁵
- Fewer Fond du Lac County teens are giving birth (81 teen births (7%) were reported in 2008 compared to 102 (8.6%) in 2005).⁵
- Fewer pregnant women report smoking (11% of pregnant women reported smoking in 2008 versus 15% in 2005.)⁵
- 25% of women who delivered a low birth weight infant reported smoking.⁵

Children

- Fewer Fond du Lac County newborns are born weighing less than 5.5 lbs. (6.5% of infants born in 2008 weighted less than 5.5 lbs versus 6.9% in 2005) than the State of Wisconsin but above the national goal of 5%.⁵
- Fond du Lac County Department of Social Services responded to 932 maltreatment reports in 2009 and substantiated 11.9%.(111).¹⁴
- 236 children received developmental screening/monitoring through the Birth to 3 Program in 2010.¹⁶

Environmental and occupational health create and protect environments for living, learning and working to help prevent illness, injury and toxic exposures and that foster healthy diet, physical activity and social interactions.

- Fond du Lac County has more air pollution particle matter days(7 versus 5) than the State of Wisconsin on an annual basis²
- Fond du Lac County has unhealthy air quality days due to ozone pollution¹
- A higher percentage (49%) of Fond du Lac County residents depend on private wells for drinking water than the State of WI (39%)²
- Fond du Lac County experiences private well water contamination from coliform, e coli, radium, arsenic and nitrates⁹

Data Source is from:

1. 2010 County Rankings UW Population Health
2. 2011 County Rankings UW Population Health
3. Wisconsin Department of Health Services Division of Health Care Access and Accountability
4. 2008 Fond du Lac County Community Health Survey
5. Wisconsin Dept. of Health Services, Division of Public Health, Bureau of Health Information and Policy
6. ATODA and Health Practice Survey
7. Wisconsin Immunization Registry
8. 2008 Burden of Diabetes in Fond du Lac County
9. Fond du Lac County Health Department
10. Fond du Lac County Sheriff's Department
11. Wisconsin Worknet
12. Wisconsin Council on Children and Families
13. Fond du Lac County WIC Program
14. Wisconsin Child Abuse and Neglect Report Calendar year 2009
15. OJA, Sexual Assaults in WI 2009
16. Fond du Lac County Birth to Three Program
17. Solution Center
18. US Census
19. Agnesian HealthCare Domestic Violence Program 2009 Year End Report
20. Kids Count Data Center
21. WI DHS DPH Primary Care Office

Information or questions about this report may be directed to Diane Cappozzo, Fond du Lac County Health Department 920 929-3085 or diane.cappozzo@fdlco.wi.gov

October 25, 2011

2011 Fond du Lac County Health Priorities Survey Report

Commissioned by:
Fond du Lac County Community Health Assessment Task Force

Members:

Jeff Butz, Fond du Lac Area Business on Health
Diane Cappozzo, Fond du Lac County Health Department
Greg Giles, Fond du Lac YMCA
Sister Mary Mollison, Agnesian Healthcare
Tina Potter, Fond du Lac Area United Way
Marian Sheridan, Fond du Lac School District
DeAnn Thurmur, Waupun Memorial Hospital
Katherine Vergos, Ripon Medical Center
Jennifer Walters, Aurora HealthCare

Prepared by:
JKV Research, LLC

Table of Contents

<u>Section Title</u>	<u>Page Number</u>
Purpose.....	1
Methodology.....	1
Summary.....	4
Key Findings.....	5
Grouping 1 Major Problems in Fond du Lac County	5
Grouping 2 Major Problems in Fond du Lac County	9
Grouping 3 Major Problems in Fond du Lac County	14
Appendix A: Community Member Questionnaire Frequencies.....	19
Appendix B: Stakeholder Questionnaire Frequencies	24
<u>Table Title</u>	<u>Page Number</u>
Table 1. Demographic Variables of Survey Respondents	3
Table 2. Grouping 1 Major Problems by Demographic Variables (Community Respondents)	7
Table 3. Grouping 1 Major Problems by Demographic Variables (Stakeholder Respondents)	8
Table 4. Grouping 2 Major Problems by Demographic Variables (Community Respondents)	11
Table 5. Grouping 2 Major Problems by Demographic Variables (Stakeholder Respondents)	13
Table 6. Grouping 3 Major Problems by Demographic Variables (Community Respondents)	16
Table 7. Grouping 3 Major Problems by Demographic Variables (Stakeholder Respondents)	18
<u>Figure Title</u>	<u>Page Number</u>
Figure 1. Grouping 1 Major Health Problems	5
Figure 2. Grouping 2 Major Health Problems	9
Figure 3. Grouping 3 Major Health Problems	14

Purpose

In November of 2010 the Fond du Lac County Health Department convened a group of health care and community partners to assist with fulfilling their statutory responsibility of completing a community health assessment and formed the Fond du Lac Community Health Assessment Task Force. This effort also supports the requirement of the Patient Protection and Affordable Care Act (PPACA) for hospitals to do a community health assessment every three years. In addition, it aligns with United Way's community impact goal for Building a Healthy Community.

The goals of the community health assessment include:

1. Providing quantitative and qualitative health data to identify, prioritize, and monitor the health needs of the county.
2. Developing coordinated and collaborative action plans to address health priorities areas.
3. Engaging community leaders to commit resources towards health improvement based on this assessment.
4. Helping Fond du Lac County residents improve their health.

The task force reviewed county and state specific disease incidence and death data, as well as, economic, demographic and health status data. All of this information was organized according to the Healthy People 2020 areas of: access to high-quality health services; oral health; mental health; tobacco use and exposure; alcohol and other drugs; adequate, appropriate, and safe food and nutrition; communicable disease prevention and control; injury and violence; healthy growth and development; and environmental and occupational health.

To supplement the above data, community and stakeholder opinion surveys were conducted to determine what people in Fond du Lac County perceived as the major health problems in the county. The project was funded by Agnesian Healthcare, Fond du Lac Area United Way, Fond du Lac County Health Department, and Ripon Medical Center. This report contains the results from these two surveys.

Methodology

Sampling

The study included two data sources for a balanced perspective of the health problems of Fond du Lac County.

1) Community Members:

Respondents were scientifically selected so that the survey would be representative of all adults 18 years old and older. The sampling strategy was two-fold. 1) A random-digit-dial landline sample of telephone numbers which included listed and unlisted numbers. The respondent within each household was randomly selected by computer based on the number of adults in the household (n=600). 2) A cell phone-only sample where the person answering the phone was selected as the respondent (n=200). At least 8 attempts were made to contact a respondent in both samples. Screener questions verifying location were included. Data collection was conducted by Management Decisions Incorporated. For the landline sample, weighting was based on the number of adults in the household to take into account the probability of selection. For the cell-phone only sample, it was assumed the respondent was the primary cell phone user. Combined, post-stratification was conducted by sex and age to reflect the 2010 census proportion of these characteristics in the area.

A total of 800 telephone interviews were completed between June 24 and July 11, 2011. With a sample size of 800, we can be 95% sure that the sample percentage reported would not vary by more than ± 4 percent from what would have been obtained by interviewing all persons 18 years old and older who lived in the county, an estimated 78,585 people (2010 Census Bureau). Thus, one percentage point equals approximately 790 adults. So, when 43% of respondents reported obesity and overweight as a major problem in the county, this roughly equals 33,970 residents $\pm 3,160$ individuals. Because the margin of error is $\pm 4\%$, health issues that are small will include zero. The margin of error for subgroups within the sample will be larger. Throughout the report, some totals may be more or less than 100% due to rounding and response category distribution.

2) Stakeholders:

A variety of industry sectors were selected to ensure a wide range of county stakeholders. Sectors were based on the Fond du Lac County Economic Development Corporation's 2009 Employment by Industry. This document includes the average number of establishments, the average number of employees as well as a list of industry leaders. Task force members created the sample based on these statistics. Due to the nature of the study, an oversample of the healthcare industry was drawn. Stakeholders were defined as people who were involved with human resource issues such as benefits, insurance, sick time or disability issues as well as people who were involved with or aware of the health issues residents and families face through their place of work or volunteer relationships. In mid-July, a pre-notification email was sent by task force members introducing stakeholders to the important study. On July 27, JKV Research sent an email inviting stakeholders to participate with a link to the online survey. One week later, JKV Research sent a reminder email to those who had not yet completed the survey. Data collection was closed on August 5, 2011.

A total of 84 surveys out of 172 were completed for a response rate of 49%. With a sample size of 84, we can be 95% sure that the sample percentage reported would not vary by more than ± 11 percent from what would have been obtained by interviewing all 172 decision makers. Because the margin of error is $\pm 11\%$, health issues that are small will include zero. The margin of error for subgroups within the sample will be larger. Throughout the report, some totals may be more or less than 100% due to rounding and response category distribution.

Questionnaire Design

The questionnaire was developed by task force members and JKV Research. Twenty-four health issues were created based on the Healthy People 2020 areas and objectives within those areas. For comparison purposes, the community member and stakeholder survey contained the same health issues. Respondents were asked to rate each issue on a four-point scale from "not a problem" to "major problem". In addition, the health issues were rotated to ensure no bias occurred within the list. An additional open-ended question about the most pressing health issue in the county was asked of the stakeholders before the list of 24 health items to obtain a top-of-mind answer.

Definitions

In the report, some demographic variables had categories combined for ease of analysis. Below are the definitions of these variables.

Community Member:

Marital status: Married respondents were classified as those who reported married and those who reported a member of an unmarried couple. All others were classified as not married.

Location: Northwest Fond du Lac County included the towns of Eldorado, Friendship, Ripon and Rosendale along with the villages of North Fond du Lac and Rosendale. Southwest included the towns of Alto, Fond du Lac, Lamartine, Metomen, Oakfield, Springdale and Waupun along with the villages of Brandon, Fairwater, and Oakfield. The city of Waupun was also included. Northeast included the towns of Calumet, Empire, Forest, Marshfield and Taycheedah along with the villages of Mount Calvary and St. Cloud. Southeast Fond du Lac County included the towns of Ashford, Auburn, Byron, Eden and Osceola along with the villages of Campbellsport and Eden.

Stakeholder:

Decision making influence area: Respondents who were in a decision making position that impacts the lives of county residents were asked the geographical area that is affected by their position. Respondents could select the entire county and beyond its borders, the entire county, the cities of Fond du Lac, Ripon, or Waupun or rural areas. For analysis, any respondent who only selected Ripon, Waupun or rural areas were combined.

Sector: Although many people/establishments can fit under more than one sector, their primary affiliation was used to categorize their involvement in the county. The business sector included large, medium and small as well as business development and/or associations. Education included early education through post-secondary. Government included elected officials and other government employees from the local (town, village or city) to the state level. Healthcare included the county health department, Board of Health and healthcare groups including hospitals, clinics

or private practices. The non-profit sector included non-profit organizations as well as persons who were primarily involved in philanthropic work.

Demographic Profile of Fond du Lac County Health Priorities Survey

Table 1. Demographic Variables of Respondents

Community Member Respondents	Percent		Percent
Gender		Marital Status	
Male	49%	Married	53%
Female	51	Not Married	47
Age		Health Insurance Coverage for Everyone in Household	
18 to 24	12%	Yes	89%
25 to 34	16	No	11
35 to 44	16		
45 to 54	20	Household Composition	
55 to 64	17	Single Adult No Kids	23%
65 and Older	19	Single Adult With Kids	6
Education		Married/Partner No Kids	33
High School Graduate or Less	43%	Married/Partner With Kids	22
Some Post High School	33	2+ Non-Married Adults No Kids	8
College Graduate	23	2+ Non-Married Adults With Kids	7
Household Income		Location	
\$40,000 or Less	39%	Fond du Lac City	50%
\$40,001 to \$60,000	18	Northwest FDL County	13
\$60,001 or More	26	Southwest FDL County	14
Not Sure/No Answer	16	Northeast FDL County	10
		Southeast FDL County	13
Stakeholder Respondents	Percent		Percent
Decision Making Position		Sector	
10 Years or Less	57%	Business	30%
11 or Years or More	39	Education	20
		Healthcare	15
Decision Making Area of Influence		Government	19
FDL County & Larger Area	31%	Non-Profit	15
FDL County	25		
Fond du Lac City	21		
FDL County Excluding FDL City	18		

Further Information

For technical information about survey methodology, contact Janet Kempf Vande Hey, M.S. at (920) 439-1399 or janet.vandehey@jkrvresearch.com. For further information about the project, contact Diane Cappozzo at (920) 929-3085 or diane.cappozzo@fdlco.wi.gov.

Summary

Major health problems from both community member and stakeholder surveys were sorted into three groupings based on a combined total. Individual survey percentages may not necessarily follow the same placement order as the combination.

Grouping 1

Both community members and stakeholders most often rated obesity and overweight as a top major problem. Most community members agreed across demographic variables that these six were major problems in the county; however, there were some demographic variations on whether or not underage drinking or adult cigarette smoking were major problems. Stakeholders did not substantially vary in placing these six as major health issues in the county.

Grouping 1	Community Member	Stakeholder
Obesity and Overweight	43%	71%
Drinking and Driving	40	46
Lack of Physical Exercise	33	49
Underage Drinking	38	33
Adults Without Health Insurance	37	31
Adult Cigarette Smoking	28	32

Grouping 2

Five of the eight health issues in Grouping 2 were based on healthcare access and affordability. There were more demographic variations for community members on whether or not these were a major problem while stakeholders were relatively consistent.

Grouping 2	Community Member	Stakeholder
Mental Health Care Delayed/Not Received	22%	33%
Dental Care Delayed/Not Received	31	24
Medical Care Delayed/Not Received	26	29
Teen Cigarette Smoking	34	18
Children Without Health Insurance	29	23
Prescription Medications Delayed Purchase/Not Purchased	28	22
Bullying Among Children and Teens	27	22
Misuse/Abuse of Prescription Medications	24	24

Grouping 3

Grouping 3 contained several health issues from the injury and violence area and the environmental and occupational health area. In most demographic situations, community members and stakeholders were similar in reporting these health issues as major problems.

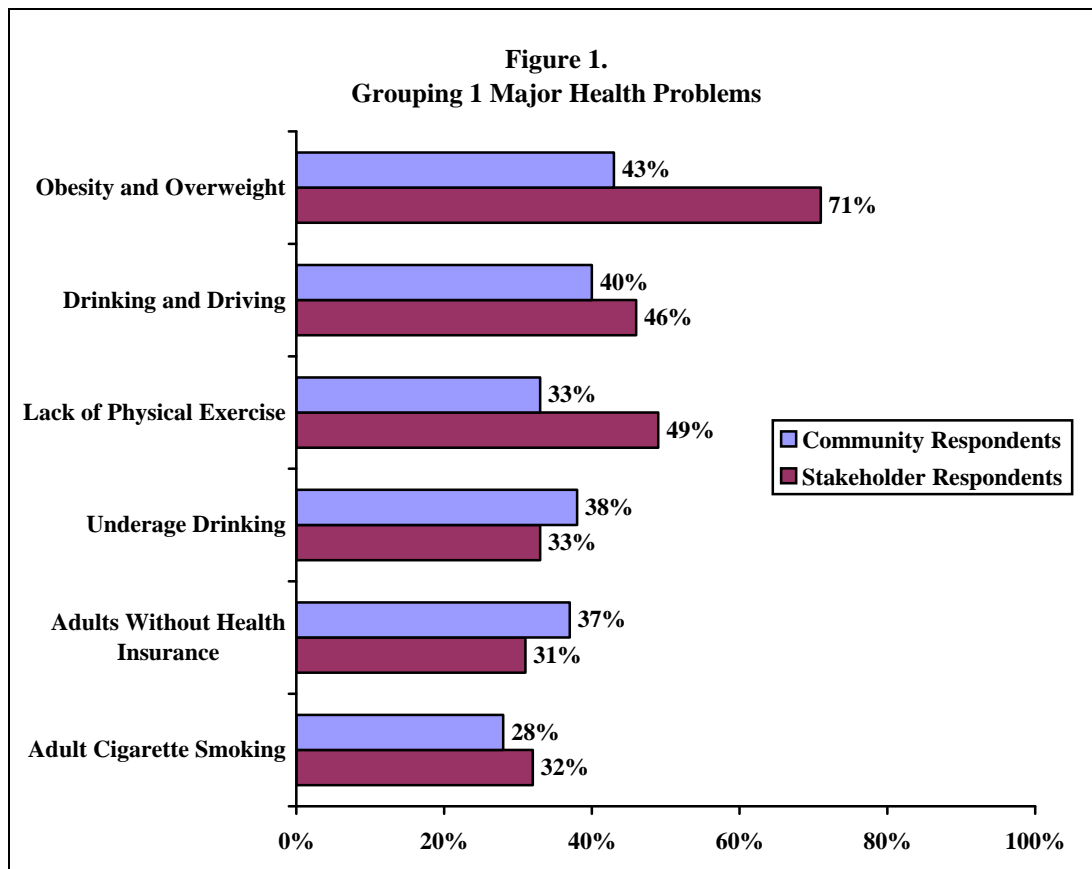
Grouping 3	Community Member	Stakeholder
Lack of Bicycle Helmet Use	24%	13%
Child Abuse	18	17
Sexual Abuse	19	15
Domestic Abuse	17	17
Teen Pregnancy	17	14
Safe Drinking Water	15	4
Suicide	9	8
Spread of Infectious Diseases	9	2
Indoor Air Quality	6	4
Outdoor Air Quality	6	1

Key Findings

Grouping 1 Major Problems in Fond du Lac County (Figure 1; Tables 2 & 3)

KEY FINDINGS: Both community members and stakeholders most often rated obesity and overweight as a top major problem. Most community members agreed across demographic variables that these six were major problems in the county; however, there were some demographic variations on whether or not underage drinking or adult cigarette smoking were major problems. Stakeholders did not substantially vary in placing these six as major health issues in the county.

- After reviewing both community member and stakeholder respondent data, Grouping 1 major problems in the county were obesity and overweight, drinking and driving, lack of physical activity, underage drinking, adults without health insurance and adult cigarette smoking.



Community Findings

- Female respondents were more likely to report underage drinking or adult cigarette smoking as a major problem in Fond du Lac County compared to male respondents.
- Respondents 18 to 24 years old were more likely to report adult cigarette smoking while respondents 55 to 64 years old were more likely to report drinking and driving as a major problem than their counterparts. Respondents 65 and older were more likely to report obesity and overweight as a major problem.

- Respondents with some post high school education were more likely to report underage drinking as a major problem compared to those with a college education or respondents with a high school education or less.
- Respondents with a household income of less than \$40,001 or with an income of at least \$60,001 were more likely to report underage drinking as a major problem. Respondents with a household income of less than \$40,001 were more likely to report adults without health insurance as a major problem in Fond du Lac County compared to their counterparts.
- Unmarried respondents were more likely to report adult cigarette smoking as a major problem compared to married respondents.
- Respondents with someone in their household not covered by health insurance were more likely to report adults without health insurance as a major problem compared to respondents with all household members covered.
- Single adult respondents with kids were more likely to report underage drinking as a major problem compared to all other households. Respondents without kids were more likely to report obesity and overweight as a major problem compared to all other households.
- Respondents in the city of Fond du Lac were more likely to report adults without health insurance as a major problem compared to their counterparts.

Table 2. Grouping 1 Major Problems by Demographic Variables (Community Respondents)

	Obesity & Overweight	Drinking & Driving	Underage Drinking	Adults w/o Health Insurance	Lack of Physical Exercise	Adult Cigarette Smoking
TOTAL	43%	40%	38%	37%	33%	28%
Gender						
Male	42	38	29*	34	33	21*
Female	45	43	47*	40	33	35*
Age						
18 to 24	40*	32*	47	39	38	40*
25 to 34	29*	35*	34	35	27	28*
35 to 44	47*	44*	37	46	31	28*
45 to 54	39*	37*	38	36	33	29*
55 to 64	50*	50*	43	38	41	31*
65 and Older	54*	42*	34	29	32	20*
Education						
High School or Less	40	38	32*	34	34	27
Some Post High School	45	42	45*	39	32	31
College Graduate	47	41	41*	38	33	28
Household Income						
\$40,000 or Less	46	43	42*	47*	35	28
\$40,001 to \$60,000	39	33	29*	28*	30	31
\$60,001 or More	45	40	40*	33*	35	26
Marital Status						
Married	41	41	37	34	30	25*
Not Married	46	39	41	40	37	32*
Health Insurance Coverage						
All Household Members Covered	NA	NA	NA	32*	NA	NA
Not All Members Covered	NA	NA	NA	74*	NA	NA
Household Composition						
Single Adult, No Kids	49*	42	32*	40	35	28
Single Adult, With Kids	33*	33	61*	37	29	37
Married/Partner, No Kids	47*	46	39*	36	35	25
Married/Partner, With Kids	34*	39	36*	35	29	31
2+ Non-Married, Adults No Kids	51*	33	40*	40	32	31
2+ Non-Married, Adults With Kids	35*	28	43*	28	39	29
Location						
Fond du Lac City	42	42	40	45*	30	32
Northwest FDL County	45	42	38	29*	35	22
Southwest FDL County	44	38	39	21*	31	28
Northeast FDL County	37	32	25	25*	33	21
Southeast FDL County	53	44	44	37*	44	27

*demographic difference at $p \leq 0.5$

Stakeholder Respondents

- Stakeholders whose influence was part of the county excluding the city of Fond du Lac (Ripon, Waupun or rural area) were more likely to report underage drinking as a major problem in the county compared to all other geographical influence areas.

Table 3. Grouping 1 Major Problems by Demographic Variables (Stakeholder Respondents)

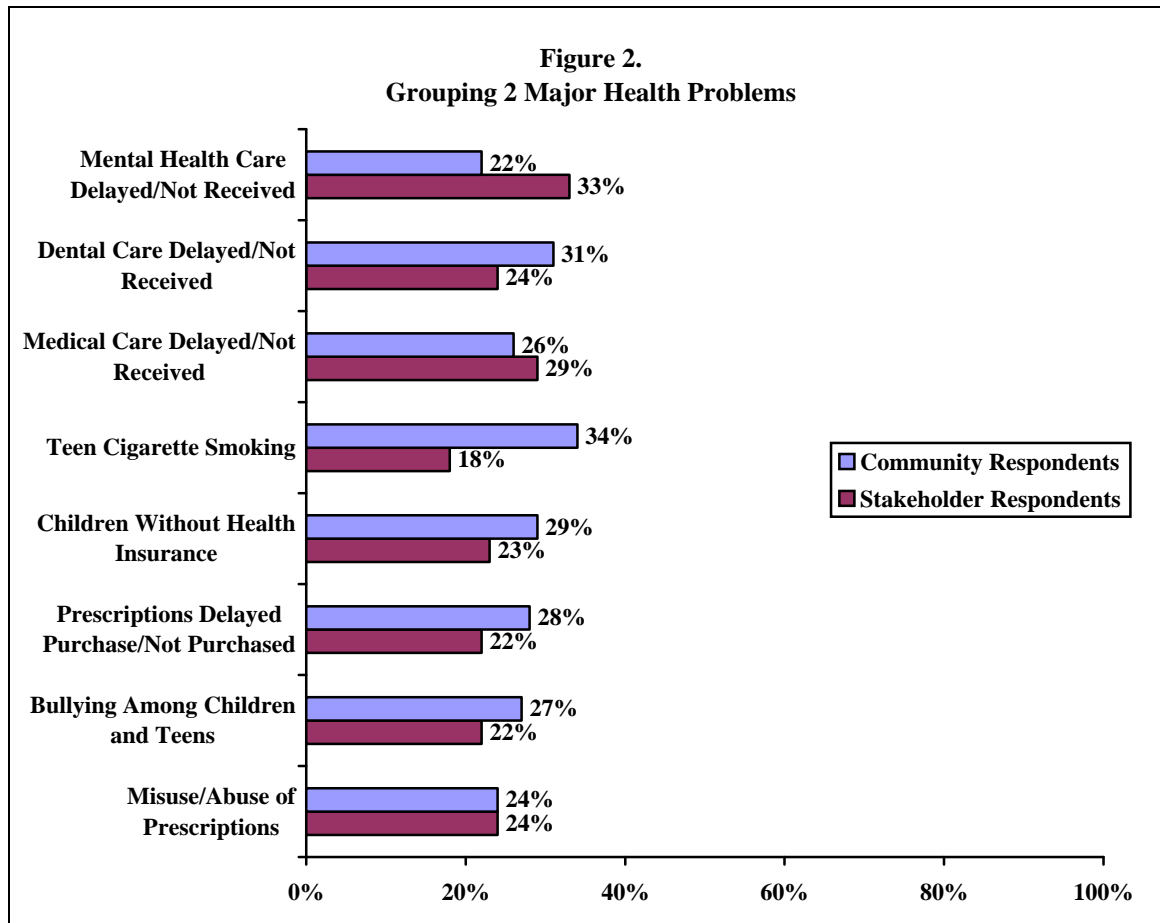
	Obesity & Overweight	Lack of Physical Exercise	Drinking & Driving	Underage Drinking	Adult Cigarette Smoking	Adults w/o Health Insurance
TOTAL	71%	49%	46%	33%	32%	31%
Decision Making Position						
10 Years or Less	77	49	51	30	38	30
11 or Years or More	66	48	39	38	25	32
Decision Making Area of Influence						
FDL County & Larger Area	69	54	58	27*	35	27
FDL County	73	33	38	45*	27	45
Fond du Lac City	71	59	35	12*	29	25
FDL County Excluding FDL City	85	54	54	54*	46	23
Sector						
Business	60	40	36	28	24	24
Education	65	53	41	35	29	44
Healthcare	85	42	50	15	46	38
Government	81	60	53	50	44	19
Non-Profit	77	54	62	38	23	38

*demographic difference at $p \leq 0.5$

Grouping 2 Major Problems in Fond du Lac County (Figure 2; Tables 4 & 5)

KEY FINDINGS: Five of the eight health issues in Grouping 2 were based on healthcare access and affordability. There were more demographic variations for community members on whether or not these were a major problem while stakeholders were relatively consistent.

- Grouping 2 major health problems included people in the county who delayed or did not receive mental health care, dental care, or medical care. Teen cigarette smoking, children without health insurance and people who delayed or who did not purchase prescriptions they needed were next. Bullying and misuse/abuse of prescription medications followed.



Community Findings

- Female respondents were more likely to report people who delay/do not receive medical care, dental care or delay the purchase of prescription medications as well as teen cigarette smoking as a major problem in Fond du Lac County compared to male respondents.
- Respondents 35 to 54 years old were more likely to report people who delay/do not receive medical care compared to all other age categories. Respondents 55 to 64 years old were more likely to report children without health insurance as a major problem than their counterparts.
- Respondents with some post high school education were more likely to report people who delay/do not receive medical care while respondents with a college education were more likely to report delay/do not receive mental health care compared to all other education categories.

- Respondents with a household income of less than \$40,001 were more likely to report people who delay/do not receive medical care, dental care, mental health care or delay the purchase of prescription medications as well as children without health insurance or misuse/abuse of prescriptions as a major problem in Fond du Lac County.
- Unmarried respondents were more likely to report people who delay/are not able to purchase prescription medications as a major problem compared to married respondents.
- Respondents with someone in the household not covered by health insurance were more likely to report people who delay/unable to receive the dental care or mental health care needed as well as children without health insurance as a major problem in Fond du Lac County compared to respondents with all household members covered by health insurance.
- Single adult respondents with kids were more likely to report people who delay/are not able to purchase prescription medications as a major problem compared to all other households. Single adult respondents or married respondents with no kids were more likely to report children without health insurance or misuse/abuse of prescriptions as a major problem.
- Respondents in the city of Fond du Lac were more likely to report teen cigarette smoking as a major problem compared to their counterparts. Respondents in northwest Fond du Lac County were more likely to report children without health insurance as a major problem. Respondents in Fond du Lac city or in southwest Fond du Lac County were more likely to report people who delay/are not able to purchase prescription medications as a major problem.

Table 4. Grouping 2 Major Problems by Demographic Variables (Community Respondents) Part 1

	Teen Cigarette Smoking	Dental Care Delayed/Not Received	Children w/o Health Insurance	Prescriptions Delayed/Not Purchased
TOTAL	34%	31%	29%	28%
Gender				
Male	30*	21*	29	24*
Female	37*	40*	28	33*
Age				
18 to 24	37	28	19*	31
25 to 34	28	35	23*	26
35 to 44	34	34	28*	27
45 to 54	32	34	29*	29
55 to 64	39	29	40*	35
65 and Older	34	26	30*	24
Education				
High School or Less	31	28	27	26
Some Post High School	38	33	30	33
College Graduate	33	33	30	25
Household Income				
\$40,000 or Less	34	37*	35*	35*
\$40,001 to \$60,000	29	21*	24*	27*
\$60,001 or More	34	30*	22*	18*
Marital Status				
Married	31	28	26	25*
Not Married	37	34	32	33*
Health Insurance Coverage				
All Household Members Covered	NA	28*	26*	27
Not All Members Covered	NA	53*	48*	36
Household Composition				
Single Adult, No Kids	38	31	35*	31*
Single Adult, With Kids	43	40	35*	52*
Married/Partner, No Kids	33	27	34*	30*
Married/Partner, With Kids	27	30	19*	20*
2+ Non-Married Adults, No Kids	33	41	24*	28*
2+ Non-Married Adults, With Kids	37	29	15*	19*
Location				
Fond du Lac City	38*	34	32*	34*
Northwest FDL County	29*	24	36*	26*
Southwest FDL County	26*	29	30*	32*
Northeast FDL County	26*	24	18*	11*
Southeast FDL County	34*	30	17*	21*

*demographic difference at $p \leq 0.5$

Table 4. Grouping 2 Major Problems by Demographic Variables (Community Respondents) Part 2

	Medical Care Delayed/Not Received	Children & Teen Bullying	Misuse/ Abuse of Prescriptions	Mental Health Care Delayed/Not Received
TOTAL	26%	27%	24%	22%
Gender				
Male	22*	19*	24	19
Female	29*	35*	24	24
Age				
18 to 24	18*	25	22	20
25 to 34	20*	27	26	21
35 to 44	32*	22	25	23
45 to 54	32*	28	22	22
55 to 64	27*	32	28	26
65 and Older	20*	28	23	17
Education				
High School or Less	20*	25	25	17*
Some Post High School	31*	31	24	24*
College Graduate	27*	25	24	27*
Household Income				
\$40,000 or Less	30*	29	29*	26*
\$40,001 to \$60,000	16*	21	22*	15*
\$60,001 or More	26*	27	19*	22*
Marital Status				
Married	27	26	23	22
Not Married	24	28	26	20
Health Insurance Coverage				
All Household Members Covered	25	NA	NA	19*
Not All Members Covered	30	NA	NA	37*
Household Composition				
Single Adult, No Kids	23	26	28*	21
Single Adult, With Kids	30	27	33*	14
Married/Partner, No Kids	29	29	31*	26
Married/Partner, With Kids	21	24	12*	20
2+ Non-Married Adults, No Kids	34	31	21*	21
2+ Non-Married Adults, With Kids	17	26	19*	11
Location				
Fond du Lac City	26	26	27	24
Northwest FDL County	26	33	23	19
Southwest FDL County	26	33	15	16
Northeast FDL County	17	18	24	16
Southeast FDL County	29	28	22	23

*demographic difference at $p \leq 0.5$

Stakeholder Respondents

- Respondents whose influence was larger than the county or respondents whose influence was part of the county excluding the city of Fond du Lac were more likely to report the misuse/abuse of prescriptions compared to their counterparts.
- Respondents in the healthcare sector were more likely to report people who delay/do not receive the mental health care they need as a major problem compared to all other sectors. Respondents in the non-profit sector were more likely to report bullying among children and teens as a major problem compared to their counterparts.

Table 5. Grouping 2 Major Problems by Demographic Variables (Stakeholder Respondents)

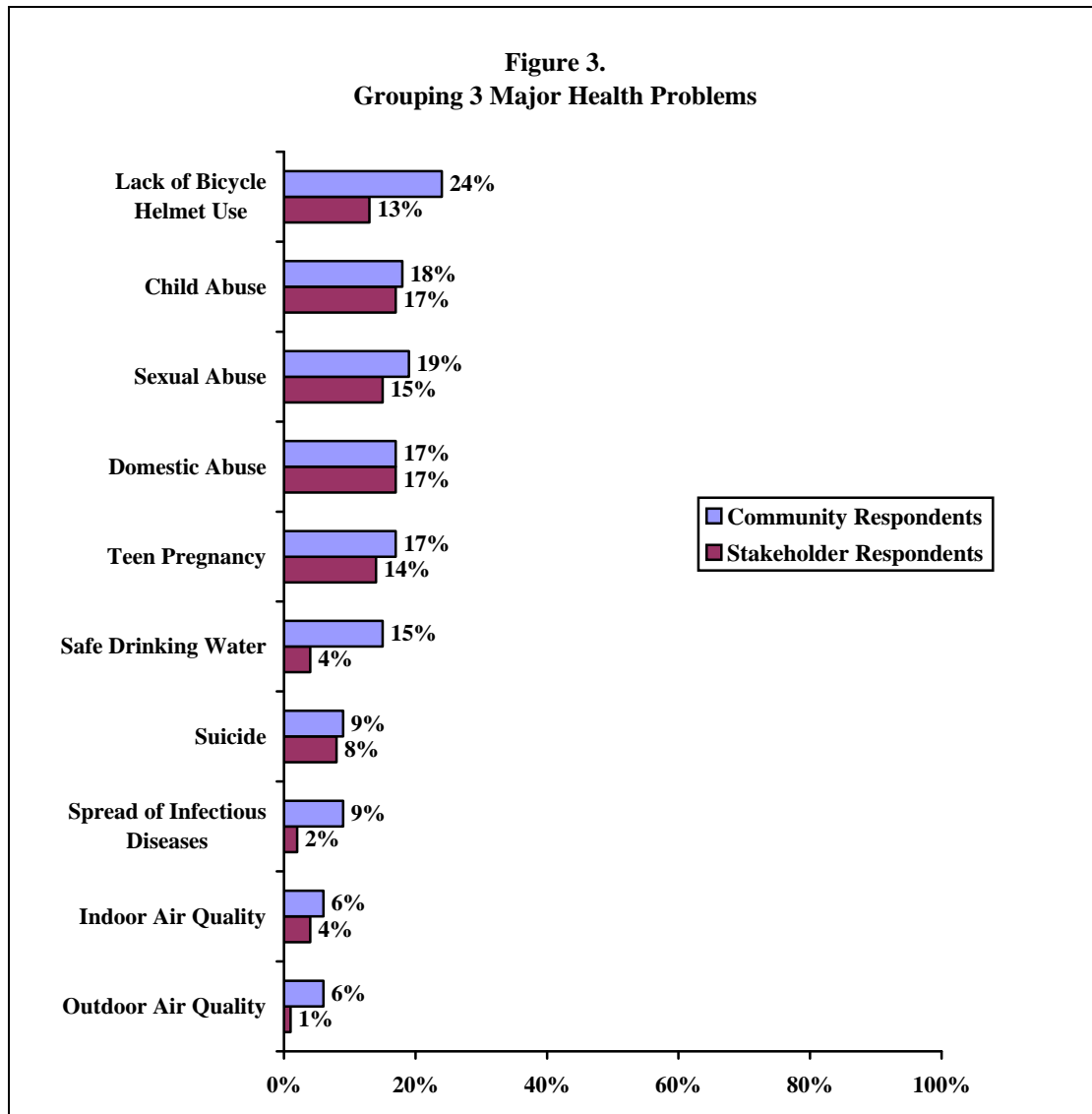
	Mental Health Care Delayed/Not Received	Medical Care Delayed/Not Received	Dental Care Delayed/Not Received	Children w/o Health Insurance
TOTAL	33%	29%	24%	23%
Decision Making Position				
10 Years or Less	32	23	17	21
11 or Years or More	34	34	35	26
Decision Making Area of Influence				
FDL County & Larger Area	27	35	27	27
FDL County	50	27	33	33
Fond du Lac City	24	24	18	18
FDL County Excluding FDL City	31	23	15	8
Sector				
Business	16*	32	16	16
Education	47*	29	35	35
Healthcare	62*	54	33	17
Government	13*	6	20	13
Non-Profit	46*	23	23	38
	Prescriptions Delayed/Not Purchased	Teen Cigarette Smoking	Children and Teen Bullying	Misuse/ Abuse of Prescriptions
TOTAL	22%	18%	22%	24%
Decision Making Position				
10 Years or Less	15	19	22	23
11 or Years or More	29	16	19	26
Decision Making Area of Influence				
FDL County & Larger Area	19	19	24	38*
FDL County	33	14	19	14*
Fond du Lac City	12	6	6	6*
FDL County Excluding FDL City	15	38	38	38*
Sector				
Business	16	20	4*	24
Education	29	18	35*	29
Healthcare	33	25	17*	25
Government	7	20	13*	20
Non-Profit	31	8	54*	23

*demographic difference at $p \leq 0.5$

Grouping 3 Major Problems in Fond du Lac County (Figure 3; Tables 6 & 7)

KEY FINDINGS: Grouping 3 contained several health issues from the injury and violence area and the environmental and occupational health area. In most demographic situations, community members and stakeholders were similar in reporting these health issues as major problems.

- Grouping 3 major health problems included lack of bicycle helmet use, child abuse, sexual abuse and domestic abuse. Teen pregnancy, safe drinking water and suicide followed. The spread of infectious diseases and air quality completed the list.



Community Findings

- Female respondents were more likely to report lack of bicycle helmet use as a major problem in Fond du Lac County compared to male respondents.
- Respondents 65 and older were more likely to report sexual abuse while respondents 55 and older were more likely to report domestic abuse as a major problem.
- Respondents with some post high school education were more likely to report teen pregnancy or safe drinking water as a major problem.
- Respondents with a household income of \$40,001 to \$60,000 were more likely to report teen pregnancy as a major problem. Respondents with a household income of at least \$60,001 were more likely to report spread of infectious diseases as a major problem compared to their counterparts.
- Respondents in households with two or more non-married adults with kids were more likely to report lack of bicycle helmet use as a major problem. Respondents in all households without kids or single adult respondents with kids were more likely to report domestic abuse as a major problem. Single adult respondents with kids were more likely to report teen pregnancy or safe drinking water as a major problem. Households with two or more non-married adults with no kids were more likely to report indoor air quality as a major problem.
- Respondents in Fond du Lac city were more likely to report teen pregnancy as a major problem.

Table 6. Grouping 3 Major Problems by Demographic Variables (Community Respondents) Part 1

	Lack of Bicycle Helmet Use	Sexual Abuse	Child Abuse	Domestic Abuse	Teen Pregnancy
TOTAL	24%	19%	18%	17%	17%
Gender					
Male	17*	20	21	18	16
Female	32*	18	16	17	19
Age					
18 to 24	22	5*	19	9*	23
25 to 34	24	23*	20	15*	21
35 to 44	26	20*	14	15*	11
45 to 54	25	15*	14	17*	13
55 to 64	26	23*	26	24*	20
65 and Older	21	26*	19	23*	18
Education					
High School or Less	21	20	18	17	18*
Some Post High School	28	21	20	19	21*
College Graduate	25	14	18	16	11*
Household Income					
\$40,000 or Less	27	21	19	22	17*
\$40,001 to \$60,000	21	17	18	14	21*
\$60,001 or More	21	16	17	15	11*
Marital Status					
Married	26	20	17	15	16
Not Married	23	18	20	20	20
Household Composition					
Single Adult, No Kids	23*	19	24	21*	15*
Single Adult, With Kids	22*	22	16	20*	31*
Married/Partner, No Kids	22*	23	21	21*	23*
Married/Partner, With Kids	30*	14	14	8*	10*
2+ Non-Married Adults, No Kids	15*	10	15	21*	12*
2+ Non-Married Adults, With Kids	37*	20	9	13*	20*
Location					
Fond du Lac City	28	20	21	18	22*
Northwest FDL County	20	17	13	19	14*
Southwest FDL County	21	15	13	15	15*
Northeast FDL County	24	18	13	13	19*
Southeast FDL County	21	23	23	19	7*

*demographic difference at $p \leq 0.5$

Table 6. Grouping 3 Major Problems by Demographic Variables (Community Respondents) Part 2

	Safe Drinking Water	Suicide	Spread of Infectious Diseases	Indoor Air Quality	Outdoor Air Quality
TOTAL	15%	9%	9%	6%	6%
Gender					
Male	15	9	11	7	6
Female	15	8	8	5	6
Age					
18 to 24	19	15	12	11	13
25 to 34	14	5	5	8	6
35 to 44	16	11	13	5	5
45 to 54	16	5	7	5	5
55 to 64	19	9	11	6	5
65 and Older	12	9	10	3	5
Education					
High School or Less	10*	8	8	6	8
Some Post High School	21*	6	10	6	4
College Graduate	18*	12	12	6	6
Household Income					
\$40,000 or Less	18	7	8*	7	8
\$40,001 to \$60,000	12	10	5*	2	3
\$60,001 or More	16	11	13*	8	7
Marital Status					
Married	16	8	10	5	5
Not Married	15	9	9	8	8
Household Composition					
Single Adult, No Kids	10*	8	11	3*	5
Single Adult, With Kids	39*	6	16	12*	12
Married/Partner, No Kids	17*	11	8	5*	6
Married/Partner, With Kids	12*	6	10	7*	5
2+ Non-Married Adults, No Kids	21*	12	11	15*	10
2+ Non-Married Adults, With Kids	7*	6	4	6*	2
Location					
Fond du Lac City	17	10	9	7	8
Northwest FDL County	13	7	11	5	4
Southwest FDL County	15	6	9	3	2
Northeast FDL County	13	5	7	10	7
Southeast FDL County	14	10	10	6	3

*demographic difference at $p \leq 0.5$

Stakeholder Findings

- Respondents who worked in the non-profit sector were more likely to report domestic abuse as a major problem in the county compared to their counterparts.
- The remaining three health issues (spread of infectious diseases, indoor air quality and outdoor air quality) had too few cases for demographic analysis.

Table 7. Grouping 3 Major Problems by Demographic Variables (Stakeholder Respondents)

	Domestic Abuse	Child Abuse	Sexual Abuse	Teen Pregnancy	Lack of Bicycle Helmet Use	Suicide
TOTAL	17%	17%	15%	14%	13%	8%
Decision Making Position						
10 Years or Less	13	17	15	11	15	6
11 or Years or More	19	17	16	19	6	13
Decision Making Area of Influence						
FDL County & Larger Area	19	20	23	15	12	4
FDL County	18	24	14	14	5	9
Fond du Lac City	6	6	12	12	6	6
FDL County Excluding FDL City	15	15	8	15	31	23
Sector						
Business	8*	12	16	8	12	4
Education	18*	12	12	18	18	12
Healthcare	8*	9	8	8	25	15
Government	6*	20	6	19	0	13
Non-Profit	54*	38	38	23	15	0

*demographic difference at $p \leq 0.5$

**APPENDIX A: COMMUNITY MEMBER
QUESTIONNAIRE FREQUENCIES**

COMMUNITY MEMBER HEALTH PRIORITIES SURVEY

Conducted: June 24 through July 11, 2011

800 Completed Surveys

[Some totals may be more or less than 100% due to rounding and response category distribution. Percentages in the report and in the Appendix may differ by one or two percentage points as a result of combining several response categories for report analysis.]

Every county faces a variety of health issues. For each of the following, please indicate if it is a major problem, moderate problem, minor problem or not a problem in Fond du Lac County? [QUESTIONS ROTATED]

	Not a Problem	Minor Problem	Moderate Problem	Major Problem	Not Sure
1. Adults without health insurance	7%	21%	33%	37%	2%
2. Children without health insurance	11	24	29	29	6
3. People who delay or who do not receive the medical care they need	11	25	36	26	3
4. People who delay or who do not receive the dental care they need	6	24	36	31	3
5. People who delay or who do not receive the mental health care they need	12	32	29	22	6
6. People who delay or who are not able to purchase their prescription medications they need	11	21	34	28	6
7. Suicide	18	47	22	9	5
8. Teen cigarette smoking	9	19	37	34	2
9. Adult cigarette smoking	8	20	42	28	1
10. Driving while under the influence of alcohol	5	18	36	40	<1
11. Underage drinking	7	15	37	38	2
12. Prescription drugs being used for the experience or feeling it causes and not for medical reasons	9	28	34	24	5
13. Obesity and overweight	5	12	39	43	<1
14. Lack of physical exercise	9	17	40	33	<1
15. The spread of infectious diseases such as H1N1, E.coli, respiratory influenza and HIV	20	45	21	9	4
16. Lack of bicycle helmet use	17	29	27	24	2
17. Domestic abuse	9	30	40	17	4
18. Child abuse	13	32	31	18	5
19. Sexual abuse	12	31	31	19	7
20. Bullying among children and teens	7	26	33	27	6
21. Teen pregnancy	7	29	42	17	4
22. Safe drinking water	33	32	19	15	<1
23. Indoor air quality such as carbon monoxide, mold or radon in homes	23	47	20	6	4
24. Outdoor air quality	40	38	15	6	<1

Now a few questions about you and your household.

25. In what year were you born?

18 to 24	12%
25 to 34	16
35 to 44	16
45 to 54	20
55 to 64	17
65 and older	19
Not sure.....	0

26. Gender: [Not asked]

Male	49%
Female	51

27. What city, town or village do you legally reside in?

Fond du Lac city	50%
Campbellsport village.....	6
Fond du Lac town	5
North Fond du Lac village.....	4
Taycheedah town	4
Ripon city	3
All others (2% or less)	27

28. Are you Hispanic or Latino?

Yes	3%
No	97
Not sure.....	0

29. Which of the following would you say is your race?

White	96%
Black, African American	<1
Asian.....	<1
Native Hawaiian or other Pacific Islander...	0
American Indian or Alaska Native	<1
Another race	1
Multiple races	<1
Not sure.....	<1

30. What is your current marital status?

Single and never married	26%
A member of an unmarried couple	2
Married	51
Separated	2
Divorced	10
Widowed.....	9
Not sure.....	0

31. Including, how many adults 18 years of age or older are living in your household?

One	29%	→GO TO Q33
Two.....	51	→Continue with Q32
Three.....	15	→Continue with Q32
Four.....	4	→Continue with Q32
Five or more.....	<1	→Continue with Q32
Not sure.....	<1	→GO TO Q33

32. What is their relationship to you? [Check all that apply] [669 Respondents]

Spouse or partner	66%
Parent, guardian or parent-in-law	13
Grandparent	<1
Adult children or stepchildren	12
Son-in-law or daughter-in-law.....	<1
Sister or brother	2
Another relative	1
Friend.....	5
Or someone else (specify)	0
Not sure.....	0

33. Are there any children younger than 18 living in your household?

Yes	35%
No	65
Not sure.....	0

34. Does everyone in your household currently have health care coverage?

Yes	89%
No	11
Not sure.....	0

35. What is the highest grade level of education you have completed?

8 th grade or less	1%
Some high school.....	5
High school graduate or GED.....	37
Some college.....	21
Technical school graduate	12
College graduate	16
Advanced or professional degree.....	8
Not sure.....	0

36. What is your annual household income before taxes?

Less than \$10,000	7%
\$10,000 to \$20,000	11
\$20,001 to \$30,000	12
\$30,001 to \$40,000	9
\$40,001 to \$50,000	9
\$50,001 to \$60,000	10
\$60,001 to \$75,000	9
\$75,001 to \$90,000	7
\$90,001 to \$105,000	4
\$105,001 to \$120,000	2
\$120,001 to \$135,000	1
Over \$135,000	4
Not sure.....	6
No answer	10

**APPENDIX B: STAKEHOLDER
QUESTIONNAIRE FREQUENCIES**

STAKEHOLDER HEALTH PRIORITIES SURVEY

Conducted: July 27 – August 5, 2011

84 Completed Surveys

[Some totals may be more or less than 100% due to rounding and response category distribution. Percentages in the report and in the Appendix may differ by one or two percentage points as a result of combining several response categories for report analysis.]

1. What is the most pressing health issue facing Fond du Lac County?

Obesity	23%
Affordable healthcare, cost of healthcare, cost of prescriptions.....	14
Mental health issues, lack of service providers	7
Lack of healthcare/dental access	8
General wellness, good food choices, lack of physical activity	6
Alcohol abuse, underage drinking	5
Keeping people insured	2
Smoking.....	4
Health education.....	4
Drug/substance abuse	4
Other (2% or less).....	13
Not sure/No answer	11

Every county faces a variety of health issues. For each of the following, please indicate if it is a major problem, moderate problem, minor problem or not a problem in Fond du Lac County? [QUESTIONS ROTATED]

		Not a Problem	Minor Problem	Moderate Problem	Major Problem	Not Sure
2.	Adults without health insurance	0%	14%	43%	31%	11%
3.	Children without health insurance	7	13	43	23	13
4.	People who delay or who do not receive the medical care they need	2	13	49	29	7
5.	People who delay or who do not receive the dental care they need	1	20	43	24	12
6.	People who delay or who do not receive the mental health care they need	0	17	42	33	8
7.	People who delay or who are not able to purchase their prescription medications they need	0	21	44	22	13
8.	Suicide	6	37	36	8	13
9.	Teen cigarette smoking	1	24	48	18	9
10.	Adult cigarette smoking	4	12	49	32	4
11.	Driving while under the influence of alcohol	0	10	39	46	5
12.	Underage drinking	0	14	42	33	11
13.	Prescription drugs being used for the experience or feeling it causes and not for medical reasons	0	18	40	24	17
14.	Obesity and overweight	0	1	25	71	2
15.	Lack of physical exercise	0	4	45	49	2

	Not a Problem	Minor Problem	Moderate Problem	Major Problem	Not Sure
16. The spread of infectious diseases such as H1N1, E.coli, respiratory influenza and HIV	7%	55%	24%	2%	12%
17. Lack of bicycle helmet use	2	44	27	13	13
18. Domestic abuse	0	25	44	17	14
19. Child abuse	0	23	43	17	16
20. Sexual abuse	1	27	38	15	18
21. Bullying among children and teens	1	26	43	22	7
22. Teen pregnancy	1	27	46	14	11
23. Safe drinking water	39	35	11	4	11
24. Indoor air quality such as carbon monoxide, mold or radon in homes	10	48	18	4	20
25. Outdoor air quality	23	55	10	1	11

26. How long have you lived or worked in Fond du Lac County?

Less than five years 14%
 5 years to 9 years 17
 10 to 14 years..... 6
 15 to 19 years..... 14
 20 to 24 years..... 8
 25 or more years 40

27. How long have you been in a decision making position that impacts the lives of Fond du Lac County residents?

Less than five years 17% →Continue with Q28
 5 years to 10 years 40 →Continue with Q28
 11 to 14 years..... 10 →Continue with Q28
 15 or more years 29 →Continue with Q28
 I do not consider myself in a decision making position
 that impacts Fond du Lac County residents..... 5 →Go to Q29

28. What geographical area is affected by your decision making position? [Please check the most appropriate box(es)]

Fond du Lac County and beyond..... 31%
 All of Fond du Lac County 25
 Rural Fond du Lac County 7
 City of Fond du Lac 21
 City of Ripon 7
 City of Waupun 2

29. Please add anything else you would like to tell us about the health and well-being of Fond du Lac County.

- Care for people who are working but without health insurance - preventative care
- FABOH is doing an excellent job of helping to keep the medical costs for Fond du Lac residents lower than the national average.
- I believe FDL County does a good job of providing health services.
- Fond du Lac County is a resource rich community with strong partnerships. Residents have access to many resources. Families, however, are struggling financially to meet basic needs and this impacts the well being of children and our community.
- I look forward to our work at making Fond du Lac County one of the healthiest counties in Wisconsin

- I think that the justice system needs to take multiple DUI violations more seriously. It is ridiculous to have people with 3+ offenses on the road.
- Mentoring seems to be a great concern especially for adults with children who were not given (or ignored) parental discipline/guidelines as essential tools for life. They exist day-to-day and make poor choices.
- Need to focus on: 1.) child nutrition & child physical fitness; 2.) smoking cessation programs; & 3.) alcohol education/awareness for adults and children. There are too many people in poor health in this County, due to poor lifestyle choices & ignorance associated with what the real effects of smoking, poor diet, & excessive & frequent drinking, are. And furthermore, FDL County would make a HUGE statement in the community, regarding how serious it REALLY is about promoting the health & well-being for its citizens, by taking the position of not allowing ANY smoking on County grounds, or at County buildings, particularly on/at any County Agencies where health care delivery is the primary focus.
- Public health officials in the County do a great job of keeping residents abreast of health issues such as the recent heat wave and dangers of excessive heat.
- Thank you for recognizing and listing the challenge with underutilization and access - medical care, dental (large issue) and pharmaceuticals.
- Thank you for your efforts in these times of economic distress, I wish the current leaders of the state valued our positions.
- Thanks for offering the survey and trying to make FDL county a better place to live....
- There are great people passionate about their work that I have associated with- Diane C. & Sandy B.
- Use of prescription drug on a recreational basis and our emphasis on alcohol as a necessary part of celebration
- We have a gold standard for a public health department. There is wonderful communication between the health department and healthcare decision making entities of FDL County.
- We have made great strides over the years- with the tobacco policy leadership, and creation of the recreational trail, and the renovation of the YMCA, but we could do even more!

Sector: [Not asked: Developed by Task Force]

K-12 Education.....	15%
Non-Profit Organization	15
Healthcare	12
Medium Business	12
County Government	10
Large Business.....	8
Small Business.....	7
City Government	4
Board of Health	4
Post-Secondary Education.....	4
Business Development/Association...	2
City Elected Official	1
Early Education Provider.....	1
Law Enforcement	1
State Government	1
Town Elected Official	1
Village Elected Official	1